

# **USER MANUAL FOR NCL “EXTRANET” MODULE IN NMASS PORTAL**

**VERSION: 1.0**



**NSE CLEARING LTD.  
EXCHANGE PLAZA,  
C-1, BLOCK G,  
BANDRA KURLA COMPLEX  
BANDRA (E)  
MUMBAI 400 051**

### RELEASE NOTICE

|               |                                 |
|---------------|---------------------------------|
| Document Name | User Manual                     |
| Document Type | User Manual for Extranet Module |
| Version       | V1.0                            |
| Release Date  | May 2026                        |

This document is subject to document control. Please keep it up to date using the release notices from the distributor of the document.

## **COPYRIGHT NOTICE**

All rights reserved. No part of this document may be reproduced or transmitted in any form and by any means without the prior permission of NSE Clearing LTD (NCL).

## Table of Contents

|  |    |
|--|----|
| <b>1. Introduction</b>   | 5  |
| 1.1. Purpose   | 5  |
| 1.2. Scope   | 5  |
| 1.3. Audience  | 5  |
| 1.4. Conventions   | 5  |
| 1.5. Abbreviations and Acronyms                                | 5  |
| <b>2. MEMBER PORTAL</b>  | 6  |
| 2.1. Login Page  | 6  |
| 2.2. Landing Page  | 6  |
| <b>3. Role and Access Management</b>                           | 7  |
| 3.1. Role Management   | 7  |
| 3.2. Access management based on the Member Type for new menus. | 7  |
| <b>4. COMMON</b>   | 8  |
| <b>5. API REGISTRATION</b>                                     | 8  |
| <b>6. UPLOAD</b>   | 9  |
| <b>7. DOWNLOAD</b>   | 9  |
| <b>8. DASHBOARD</b>  | 9  |
| 8.1. NCL Dashboard   | 9  |
| 8.2. Extranet Downloads  | 10 |

## 1. Introduction

### 1.1.Purpose

This document explains the functionality available in the system and serves as guidelines for users using the application.

### 1.2.Scope

The scope of this manual includes the details of Extranet Module introduced in NMASS application.

### 1.3.Audience

This manual is for use by Members who will use the system for carrying out the daily operations.

### 1.4.Conventions

Not Applicable.

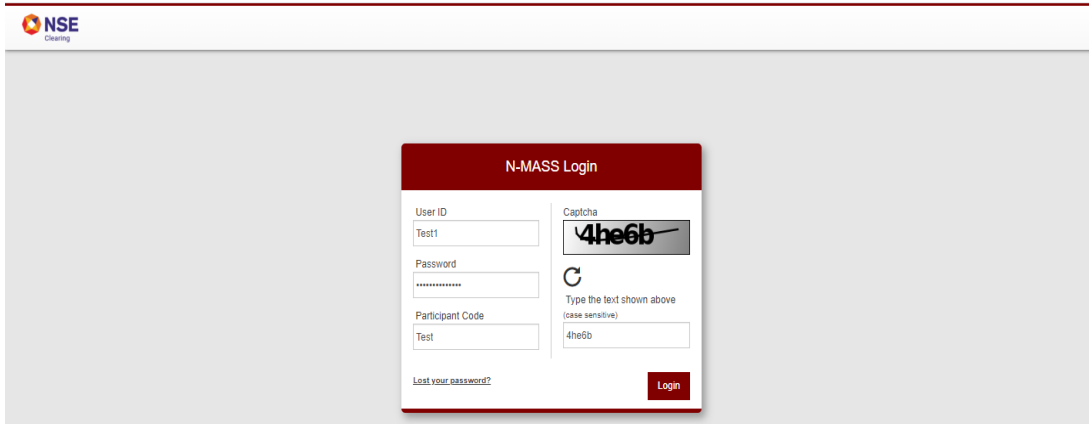
### 1.5.Abbreviations and Acronyms

| Abbreviations and Acronyms | Details                       |
|----------------------------|-------------------------------|
|                            |                               |
| NCL                        | NSE Clearing Limited          |
| SCM                        | Self-Clearing members         |
| TM                         | Trading Member                |
| PCM                        | Professional Clearing Members |

## 2. NMASS PORTAL

### 2.1.Login Page

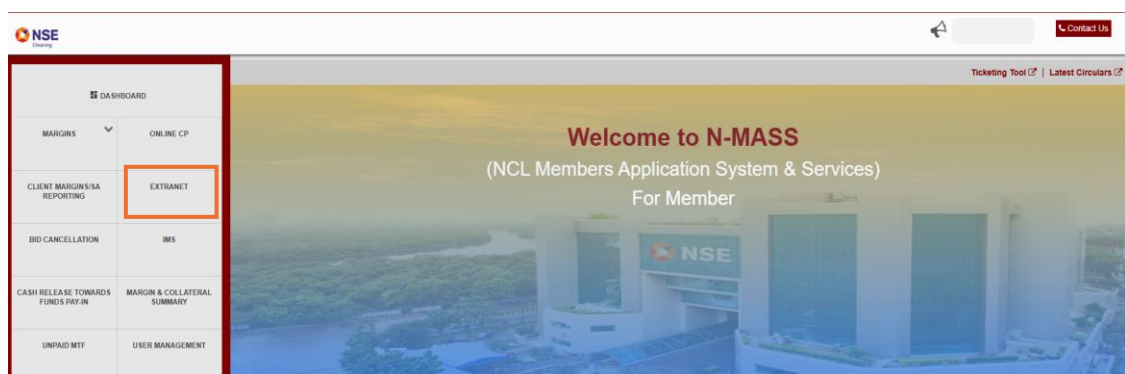
- Members have to login in NMASS Member Environment by providing valid credentials on below URL: <https://www.connect2nsccl.com/login>
- N-MASS displays the Login screen as shown below



- Enter Username, Password, Participant Code and Captcha in the relevant fields
- Click on login button
- After 3 unsuccessful attempts, user will get disabled

### 2.2.Landing Page for Extranet Service

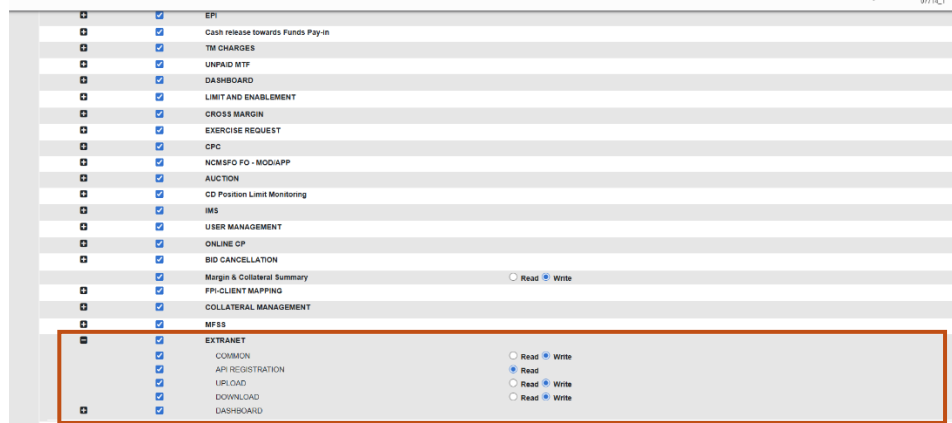
- Click on 'Extranet' menu.



### 3. Role and Access Management

#### 3.1.Role Management

- For existing / new users, super admin needs to create or modify roles for assignment of new menus.
- User can provide the read/ write menu level access.



#### 3.2.Access management based on the Member Type for new menus.

| Sr.No | Menu Name        | Service and Menu | Mem Type                   |
|-------|------------------|------------------|----------------------------|
| 1     | COMMON           | New Menu         | SCM, CMTM, TM, and PCM     |
| 2     | API REGISTRATION | New Menu         | SCM, CMTM, TM, and PCM     |
| 3     | UPLOAD           | New Menu         | SCM, CMTM, Custody and PCM |
| 4     | DOWNLOAD         | New Menu         | SCM, CMTM, Custody and PCM |
| 5     | DASHBOARD        | New Menu         | SCM, CMTM, Custody and PCM |

## 4. COMMON

Using this option, Members shall download the segment specific common files through this functionality. On selection of the segment, the download grid will display the File Name, Last Modified, Size in bytes and Download options. Depending on the segment for which member is registered with NCL, a dropdown list of segment options will be displayed on this screen.

| File Name                   | Last Modified        | Size   | Download options |
|-----------------------------|----------------------|--------|------------------|
| MF_WAR22052025.CSV          | 22/05/25 10:14:48 PM | 320218 | Download         |
| CB_OL22052025.CSV           | 22/05/25 08:26:46 PM | 229    | Download         |
| CB_OL20052025.CSV           | 20/05/25 02:51:18 PM | 220    | Download         |
| SEC_OL20052025.CSV          | 20/05/25 12:35:39 PM | 464    | Download         |
| APPSEC_COLLVAL_09052025.csv | 08/05/25 01:35:35 PM | 6649   | Download         |
| MF_OL07052025.CSV           | 07/05/25 11:00:26 PM | 227    | Download         |
| CB_OL07052025.CSV           | 07/05/25 11:00:22 PM | 195    | Download         |
| SEC_OL07052025.CSV          | 07/05/25 11:00:18 PM | 195    | Download         |
| APPSEC_COLLVAL_18042025.csv | 17/04/25 01:37:51 PM | 6609   | Download         |
| CB_Haircal_18042025.CSV     | 17/04/25 12:13:56 PM | 58001  | Download         |
| CB_Bhancopy17042025.CSV     | 17/04/25 12:13:56 PM | 80059  | Download         |
| CB_Bhancopy18042025.CSV     | 16/04/25 03:17:47 PM | 85796  | Download         |

## 5. API REGISTRATION\*

Using this option, the members shall register to avail of API services. This facility will be provided to members to get a specific file through API. In this registration page the member needs to provide password followed by a confirm password.

Below fields shall be auto populated.

- Member Code
- Login ID
- Email Id
- Mobile
- Key

REGISTER PROFILE

Login ID \*  
1234 PM

Email ID \*  
12345\_01@mail.com

Member's Mobile No \*  
abcd@xyz.com

Password \*  
99999999

Confirm Password \*  
Confirm Password

\*The API registration service screen is presently read only and shall be activated subsequently.



## 6. UPLOAD

Using this option, members shall upload required files from local path in a specific directory. Successfully uploaded file will be available in the Upload folder of the selected Directory. File List grid shall display the File Name, Last Modified, Size in bytes and Download option.

| File Name / Folder Name  | Last Modified        | Size(Bytes) | Download |
|--------------------------|----------------------|-------------|----------|
| 1234_CEPF20250806.csv.gz | 06/08/25 12:40:03 PM | 508         | Download |
| 1234_CEPF20250720.csv.gz | 20/07/25 07:28:02 PM | 293         | Download |
| 1234_CEPF20250719.csv.gz | 19/07/25 07:28:02 PM | 292         | Download |
| 1234_CEPF20250718.csv.gz | 18/07/25 07:28:02 PM | 292         | Download |

## 7. DOWNLOAD

Using this option, members shall download required files from a specific directory. File List grid shall display the File Name, Last Modified, Size in bytes and Download option.

| File Name / Folder Name             | Last Modified        | Size(Bytes) | Download |
|-------------------------------------|----------------------|-------------|----------|
| DirId                               | 04/07/23 12:09:26 PM |             |          |
| Order_Reports                       | 04/07/23 12:09:26 PM |             |          |
| Standard report                     | 04/11/24 10:35:22 AM |             |          |
| 1234_SEC_FLEDGE_28072025_01.html.gz | 28/07/25 04:14:00 PM | 1354        | Download |
| 1234_SEC_FLEDGE_28072025_01.csv.gz  | 28/07/25 04:13:59 PM | 1034        | Download |
| 1234_SEC_FLEDGE_18072025_04.html.gz | 18/07/25 01:35:43 PM | 1354        | Download |

## 8. DASHBOARD

### 8.1.NCL Dashboard

Using this option, members shall monitor the segment specific file generation status and expected completion timing for the current date. On receiving the file, the status shall be updated as completed with expected time as blank.

| SEGMENT | FILE DESCRIPTION   | STATUS    | EXPECTED TIME |
|---------|--|-----------|---------------|
| CD      | Combined Margin File for Trading Member (X_MO13)                 | Scheduled | 21:00:00      |
| CD      | Combined Margin File for Clearing Member (X_MO12)                | Scheduled | 21:00:00      |
| CD      | Cross Currency Position file for Clearing Member (CCR_PS04)      | Scheduled | 21:00:00      |
| CD      | Cross Currency Position file for Trading Member (CCR_PS03)       | Scheduled | 21:00:00      |
| CD      | Cross Currency Trades Report for Clearing Member (CCR_TR02)      | Scheduled | 21:00:00      |
| CD      | Cross Currency Trades Report for Trading Member (CCR_TR01)       | Scheduled | 21:00:00      |
| CD      | Details of collaterals submitted by clearing member (CL01)       | Scheduled | 21:15:00      |
| CD      | Portfolio File (pos file)  | Scheduled | 21:15:00      |
| CD      | Interest Rate Futures Margin File for Trading Member (IRF_MO13)  | Scheduled | 18:30:00      |
| CD      | Currency Futures Margin File for Trading Member (CUR_MO13)       | Scheduled | 18:30:00      |
| CD      | Interest Rate Futures Margin File for Clearing Member (IRF_MO12) | Scheduled | 18:30:00      |
| CD      | Currency Margin File for Clearing Member (CUR_MO12)              | Scheduled | 18:30:00      |
| CD      | Margin payable statement for Clearing Member (MO11)              | Scheduled | 21:00:00      |
| CD      | Bank Report for Next Day Obligations (BK01)                      | Scheduled | 21:00:00      |
| CD      | Interest Rate Futures Position file for Clearing Member (PS04)   | Scheduled | 18:30:00      |
| CD      | Interest Rate Futures Position file for Trading Member (PS03)    | Scheduled | 18:30:00      |
| CD      | Interest Rate Futures Trades Report for Clearing Member (TR02)   | Scheduled | 18:30:00      |
| CD      | Interest Rate Futures Trades Report for Trading Member (TR01)    | Scheduled | 18:30:00      |
| CD      | Currency Position file for Clearing Member (CUR_PS04)            | Scheduled | 18:30:00      |

## 8.2.Extranet Downloads

Using this option, members shall download the latest transferred files for the current day. Members shall get all the latest files across segments in a single interface. The latest file received shall be reflected at the top.

| MEMBER PORTAL - EXTRANET                          |              |  |                  |          |  |
|---|--------------|--|------------------|----------|--|
| COMMON API REGISTRATION UPLOAD DOWNLOAD DASHBOARD |              |  |                  |          |  |
| RECEIVE DATE                                      | RECEIVE TIME | FILE NAME                                      | FILE PATH        | DOWNLOAD |  |
| 30 Mar 2026                                       | 18.08        | STT_NCL_CM_8_TM_1234_20251229_F_0000.csv       | cmftp\1\reports\ | Download |  |
| 30 Mar 2026                                       | 18.08        | StampDuty_NCL_CM_8_TM_1234_20251229_F_0000.csv | cmftp\1\reports\ | Download |  |
| 30 Mar 2026                                       | 18.08        | StampDuty_NCL_CM_8_TM_1234_20251229_F_0000.csv | cmftp\1\reports\ | Download |  |
| 30 Mar 2026                                       | 18.10        | STT_NCL_CM_8_CM_1234_20251229_F_0000.csv       | cmftp\1\reports\ | Download |  |
| 23 Mar 2026                                       | 13.12        | C_1234_0012026.pdf                             | stftp\1\reports\ | Download |  |